



S1099 Rotary Draw Bender

Designer, Manufacturer and Integrator of Machines and Tooling

- Prototype Bending
- Small Lot Production
- Bends to 180 Degrees
- Preset Degree of Bends
- Quick Setup: No Hand Tools
- Portable
- Tubing Through 3/4" O.D.



Ideal for Bending:

- A/C Lines
- Brake Lines
- Fuel Lines
- Hydraulic Lines
- Transmission Lines

The Lomar S1099 bender ideally suits both prototype bending and small lot production applications.

Quick change tooling eliminates the need for hand tools and provides a complete bending setup in five minutes or less.

This rugged machine's versatility and simplicity allow inexperienced operators to quickly perform complex bending operations.



S1099C shown with optional Digital Scale and 3 - Jaw Chuck

The open construction makes operation possible from either side. The pivot mounted control panel provides easy operator access.

A hydraulic cylinder through a chain and sprocket, bends the tubing. The spring return feature on the bend arm reduces the safety hazard of the pinch point between the bending arm and the stationary arm normally associated with draw type benders.

Tapered roller bearings provide movement of the bending arm and are lubricated for life. All other components on the bender are lubrication and maintenance free.


The S1099 Bender construction uses industrial grade materials for proven reliability and long service life.

An electronic encoder sets the degree of bend. It can be pre-programmed with up to fifty different presets. The operator needs only to select the pre-programmed bend.


Features



Control panel



Quick Change Tooling



Tooling

- The operator control panel attaches to the machine with a pivot bracket. This allows the operator to place the control panel in the most convenient location. An "on-off" switch starts and stops the hydraulic pump. Push buttons control the forward and reverse motion of the bending arm. The digital display "degree of bend" selector can store up to fifty pre-programmed bends and provides automatic sequencing of bends.
- The quick change tooling provides quick set-ups without hand tools. The clamp and pressure dies use a "drop in" design and manual lock-ups. Clamp pressures adjust easily with hand knobs. The bend die is installed and held in place using a hand wheel and draw bar.
- A typical tooling setup, as shown, consists of a bend die, clamp die and pressure die. Some setups require a mandrel to support certain types of tubing.


Special adapter plates are available to allow other types of bend tooling to be used with the S1099 Bender.

Options

Special options are available to suit your custom bending applications.


- Digital Readouts for Length Location.
- 3 Jaw Chuck
- Split Bend Die

Models



Model: S1099A

- The S1099A Model bender pictured here is designed for prototype bending. A basic 5-C collet for tube clamping and for manual orientation of tube via 360 degree scale.



Model: S1099C

- The S1099C, offers a lever operated collet attachment with rack & pinion movement for setting degree of rotation.

Adjustable preset stops provide accurate production bending with precision repeatability allowing difficult bending operations to be performed with little training.

Specifications



135 Main Street, P.O. Box 128
Horton, MI 49246 U.S.A.
Phone: (517) 563-8136
Sales@lomar.com
www.Lomar.com

DIMENSIONS:

30"W x 59"L

SHIPPING WEIGHT:

350 Lbs.

HYDRAULIC UNIT:

1 H.P., 2 G.P.M.

ELECTRICAL REQUIREMENTS:

120 VAC 60 HZ 15 AMPS

MAXIMUM BEND RADIUS:

4.00 Inches

MAXIMUM TUBE SIZE:

3/4 in. O.D. x .049 wall steel tube

MAXIMUM DEGREE OF BEND:

180 degrees

BENDING ARM SPEED:

45 Degrees per second

BENDING ARM TORQUE:

350 Ft. Lbs. at 150 P.S.I.

BENDING ACCURACY:

+/- 3.0 Degrees